

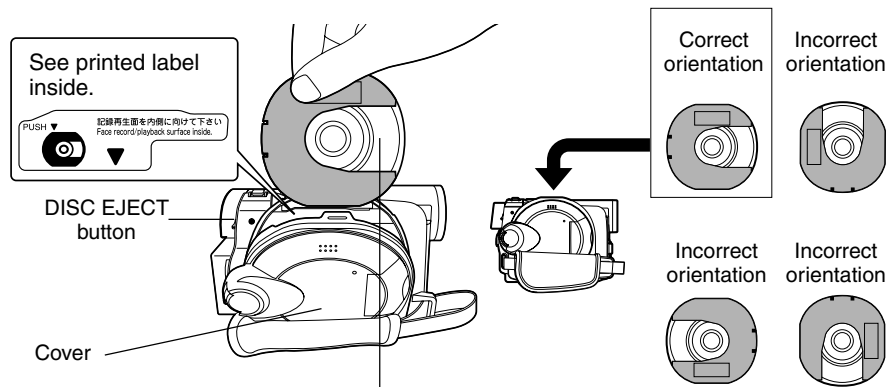


<Cautions Before Use>

■ Inserting DVD Disc into DVD Video Camera/Recorder

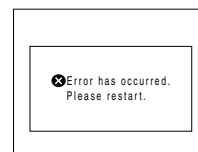
Insert a disc, in Round DVD Holder, into the DVD video camera/recorder, so that its exposed portion faces the same direction as the lens, as shown in the figure below. Always make sure of the right, left, up and down directions.

If the disc is not correctly inserted, the cover will not close. Never try to forcibly close the cover: This could cause damage. Reinsert the disc properly.



- The exposed portion must face the direction as shown.
- The recording/playback side must face the inside (DVD video camera/recorder).
- See the instruction manual for details.

* If a single-sided disc is inserted into DVD video camera/recorder, an error message will appear. Remove the disc and reinsert it with its recording/playback side facing the inside.

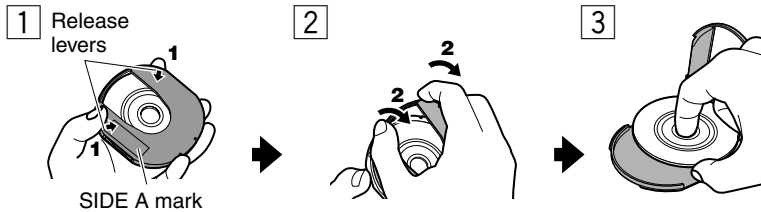
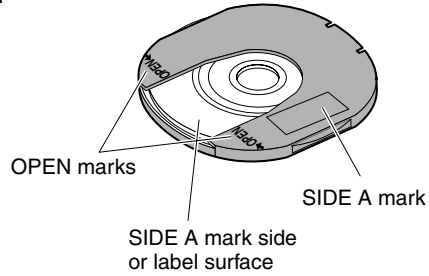


QT17182



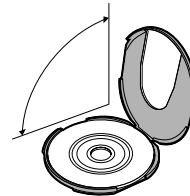
■ Opening Round DVD Holder before Playing Back DVD-R Disc on DVD Player

Hold the Round DVD Holder with SIDE A facing up. While pushing the two release levers (OPEN marks) in the direction of arrows (1) marked on holder, slowly open SIDE A of the holder in the direction of arrows (2), taking care not to drop the disc.



- * Without touching the recording/playback surface, hold the disc edge and center hole to remove it. If dust, dirt, etc. adheres to disc or it is scratched, some defective phenomena may occur, such as block noise, a temporary stop, audio noise, a delay between image and sound, etc. Take great care so that no dust, dirt adheres to disc or not to scratch disc.
- * Playback on all DVD players is not guaranteed. Playback may not be possible on some DVD player models, or it may depend on the recorded status of DVD-R discs.

< CAUTION >



Do not open more than 90°.



Use soft cloth to clean from inner to outer circumference in axial direction.

If you have any questions or need operational assistance with your unit, please contact **1-800-HITACHI**. We will provide assistance with set up, hook up or any other service-related problems you might have with your new product.

1 – 800 – HITACHI
(1.800.448.2244)
FOR USA & CANADA ONLY

